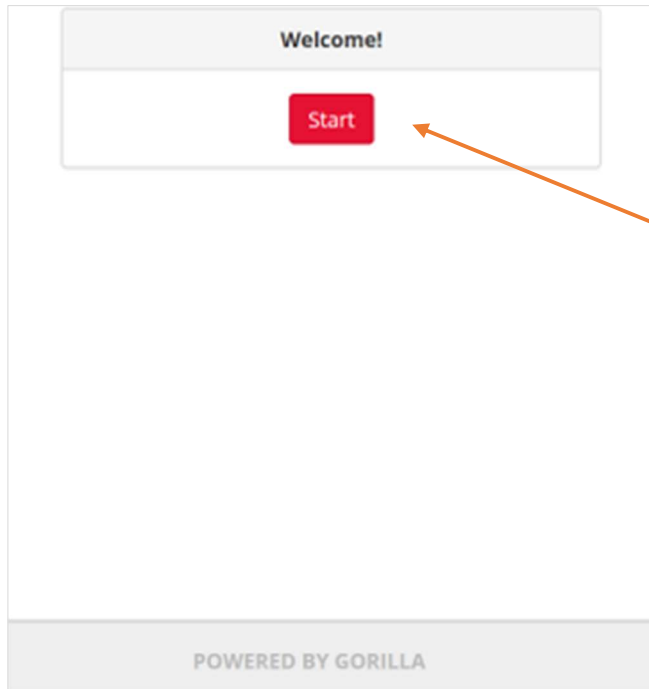
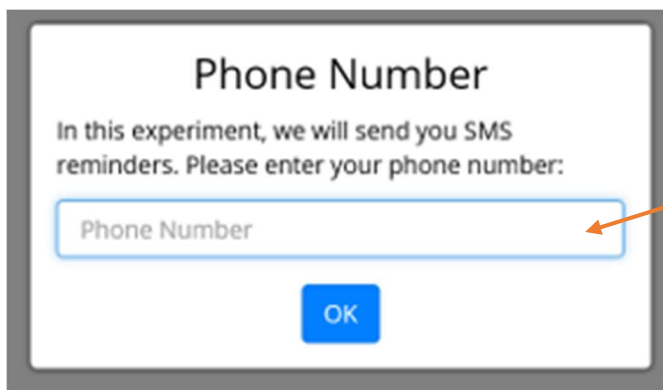


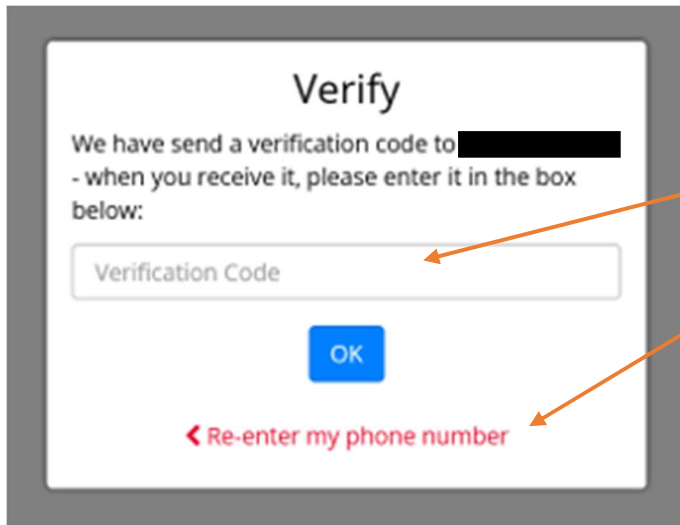
A Guide to Completing the Reading Diary



We will send you a link to begin the experiment. When you click on the link, you will see this screen. Press 'Start'.



On the next screen please enter your phone number here, then press 'OK'.



Verify

We have send a verification code to [redacted]
- when you receive it, please enter it in the box below:

Verification Code

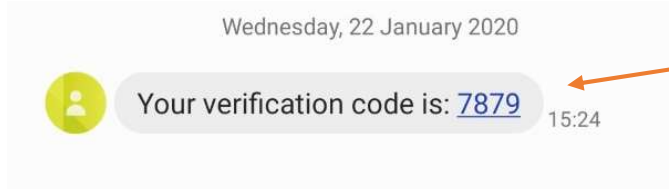
OK

< Re-enter my phone number


You should then receive a verification code on your phone.

Enter this here, then press 'OK'.

If you don't receive a code, re-enter your phone number to make sure you typed it correctly.

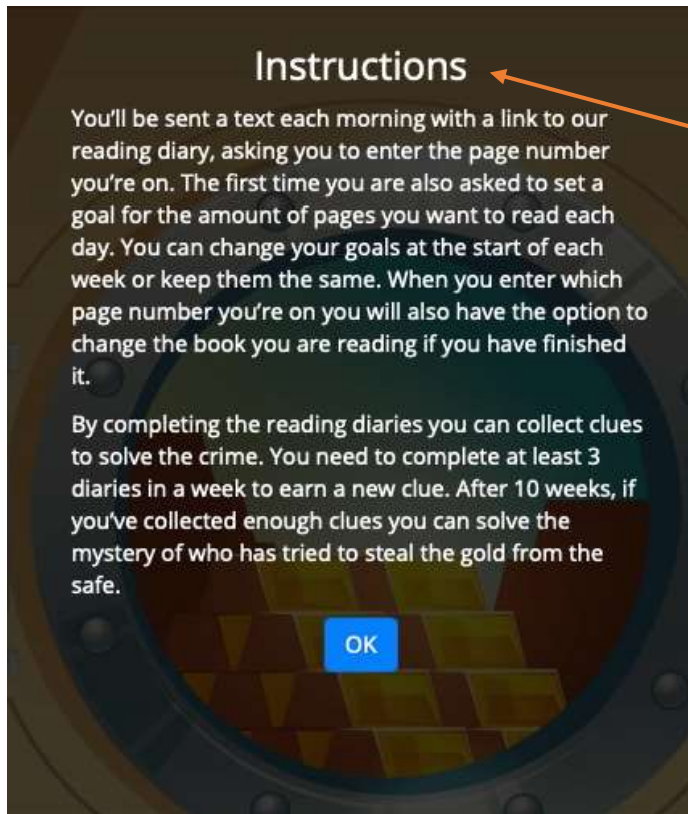


The verification text will look similar to this.



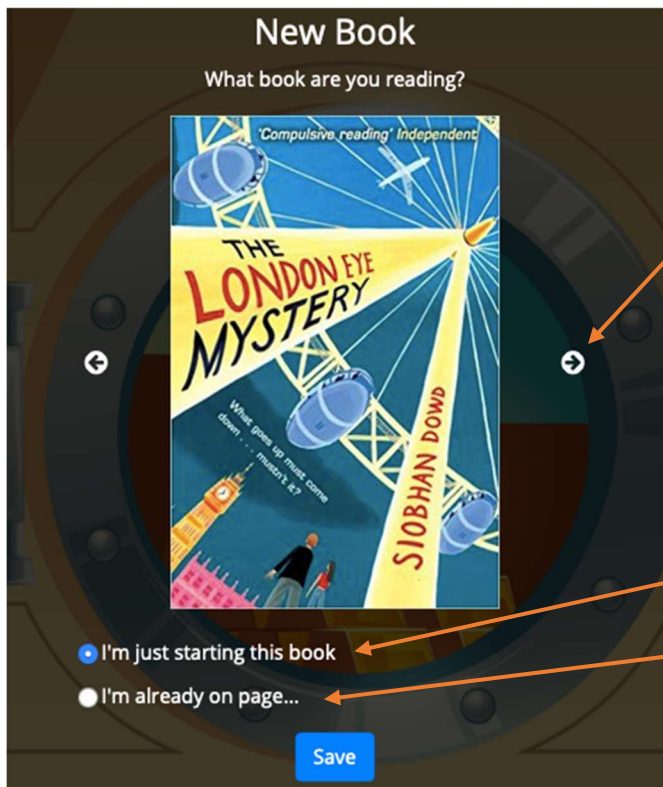
Next, you will see this screen.

You don't need to click anything – the instructions will automatically load.



When you first open the diary, you will see these instructions.

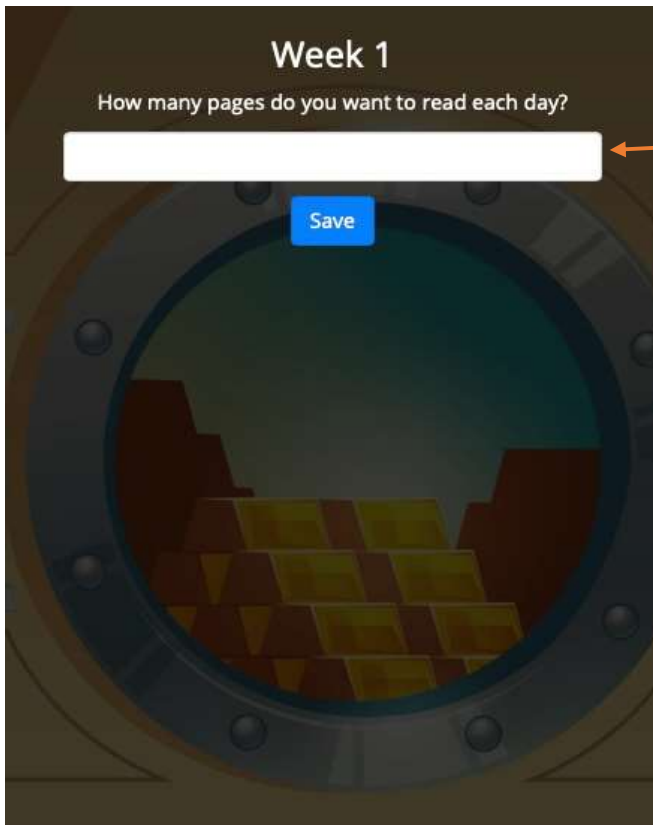
This will explain how to complete the reading diary and tell you how to solve the mystery. Read the instructions carefully then press 'OK'.



Next, you will tell your diary which book you have chosen to read. Scroll through the book options by pressing the left or right arrows on the screen.

If you are just starting the book you will choose the 'I'm just starting this book' option.

If you are already reading this book, you would select 'I'm already on this page'.



At the start of each week you will set your goal. To do this you enter the number of pages you have chosen to read, then press 'Save'. For example, if you chose to set your goal at 10 pages per day, you would enter the number 10.



Throughout the rest of the week, you will see this screen. This tells you the book you are reading and the page number you last entered.

This page also gives you the option to update your current page number. You need to update the page number that you are on each day. To do so, click 'Update Page number'.



THE
**LONDON EYE
MYSTERY**

What goes up must come
down ... mystery's #1

SIOBHAN DOWD

Change book ↻

★ Wednesday

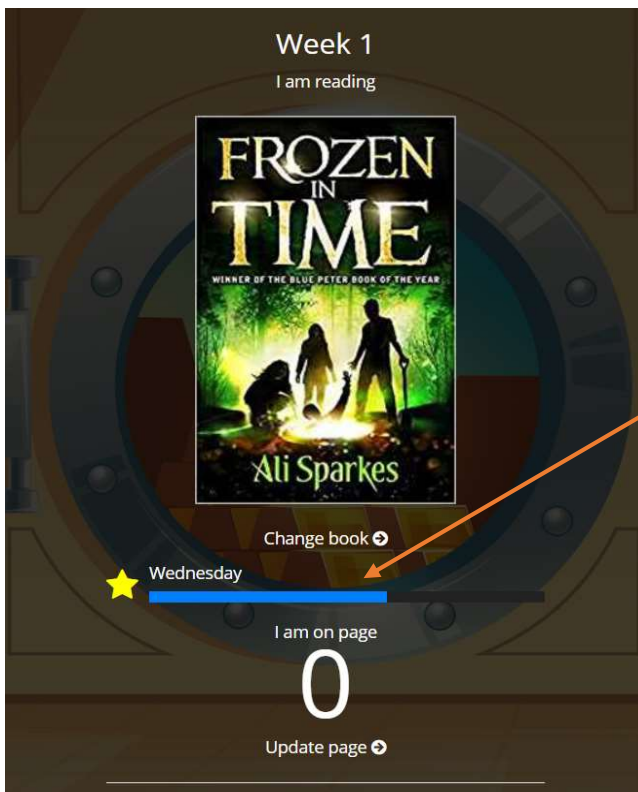
You were on page 0.

What page are you on now?

Save

Enter your page number here,
then click 'Save'.

Once you have entered your
page number and pressed
'save' you can close the
browser.



Week 1

I am reading

FROZEN
IN
TIME

WINNER OF THE BLUE PETER BOOK OF THE YEAR

Ali Sparkes

Change book ↻

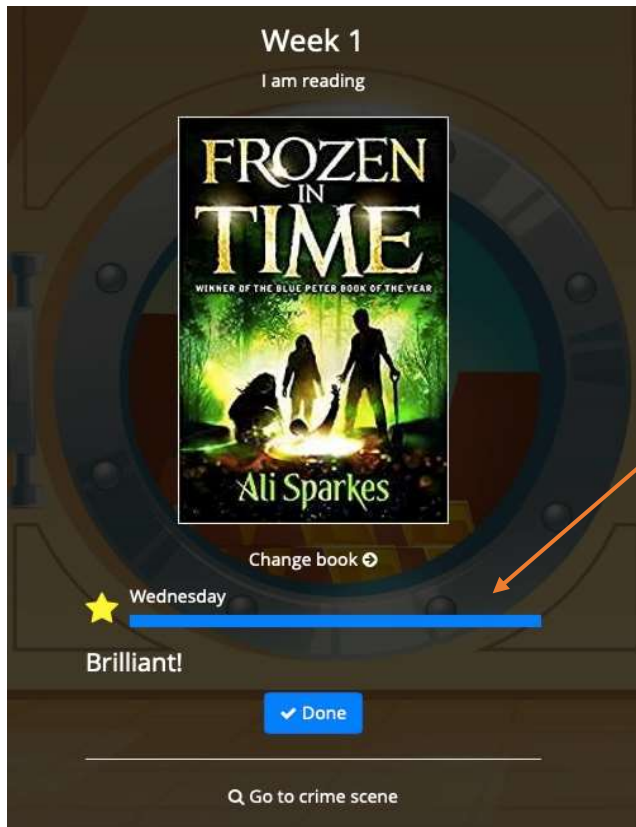
★ Wednesday

I am on page

0

Update page ↻

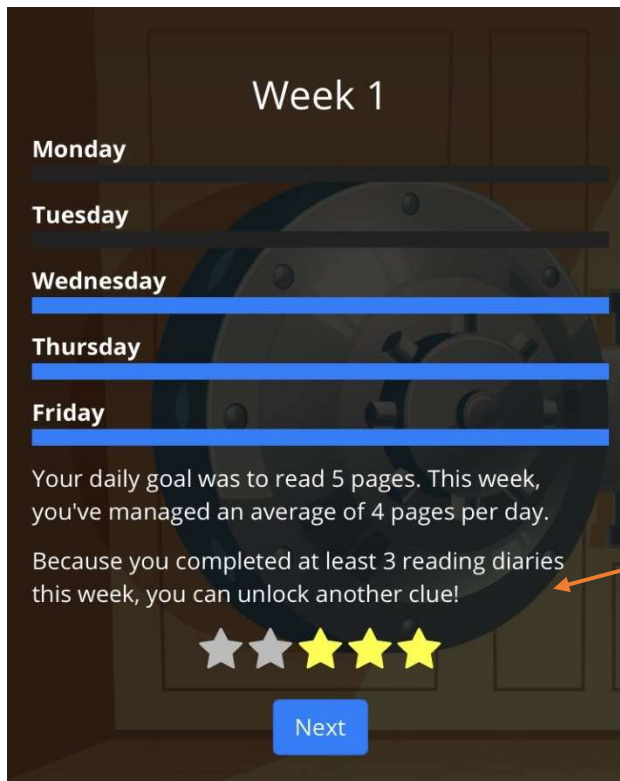
The bar next to the star will
show your progress towards
reaching your goal.



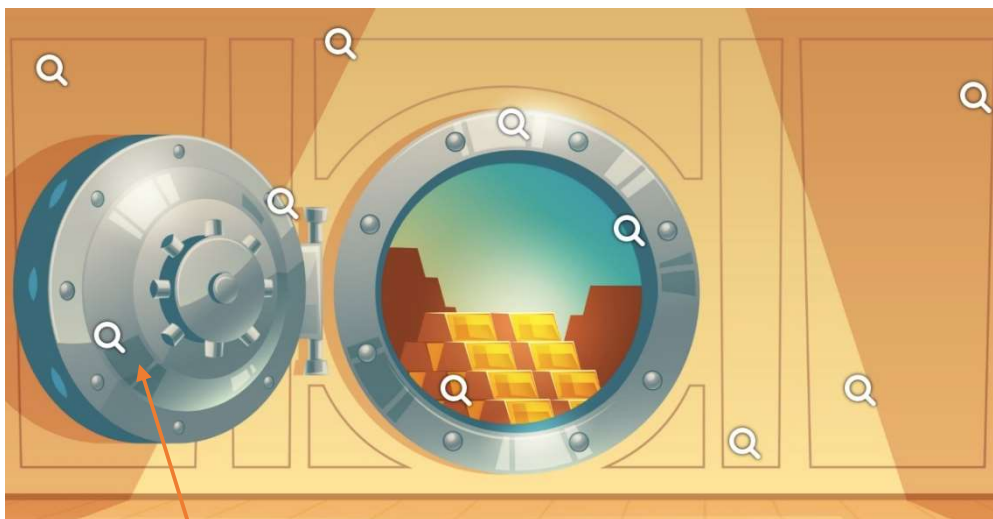
If you reach your goal, the bar will be complete.



Continue to enter your page number throughout the week.




If you complete 3 reading diaries, you can unlock another clue which will help you solve the crime.



When you have unlocked a clue, you can tap a magnifying glass to see what it is.

NOTE: To view the whole crime scene, turn your phone to landscape.

Once all the clues have been unlocked you can view the line-up of suspects and choose who you think committed the crime. You can have multiple guesses. NOTE: to get a better view of what name belongs to what person, turn your phone to landscape



A clue will appear giving you more information to solve the crime.

Click the cross at the top right of the clue to go back to the crime scene.

You can then go back to the diary by clicking 'back to diary'.



You can check the clues you have already unlocked and view the crime scene at any time by clicking 'Go to crime scene' button at the bottom of this screen.